

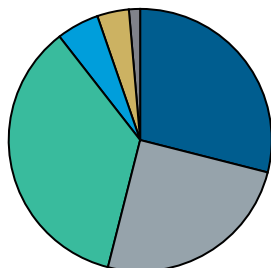
Shasta Regional Community Foundation

SRCF Total Fund Summary

As of December 31, 2019

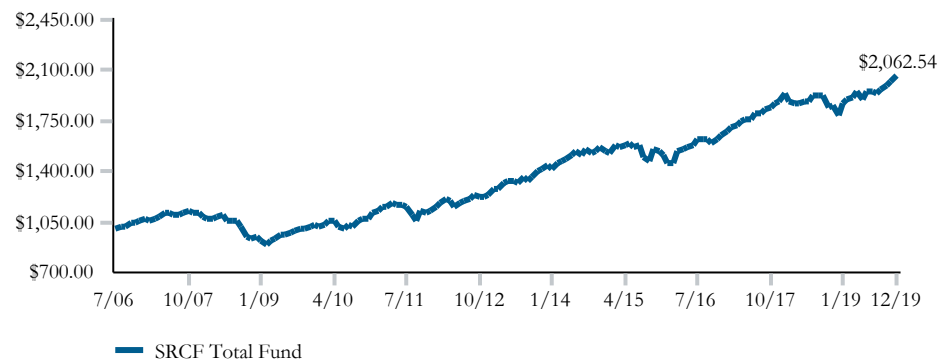
Asset Allocation Analysis

December 31, 2019 : \$30,296



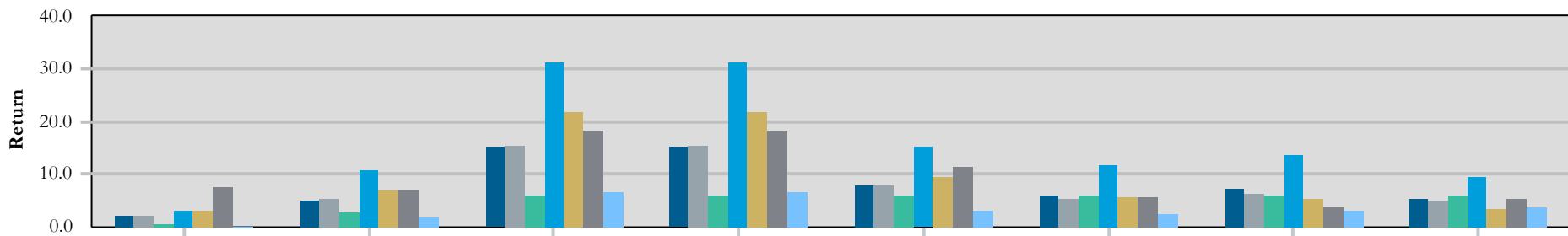
Segments	Market Value (\$000)	Allocation (%)
Domestic Equity	8,775.58	28.97
International Equity	7,571.80	24.99
Domestic Fixed Income	10,761.52	35.52
Alternative Investment	1,586.24	5.24
Global Other	1,183.04	3.90
Cash Equivalent	418.27	1.38

Growth of a Thousand Dollars



	Quarter To Date	Since Inception	Inception Date
SRCF Total Fund			08/01/06
Beginning Market Value	29,120,591	2,552,779	
Net Deposits/Withdrawals	-205,509	13,250,786	
Gain/Loss	1,381,378	14,492,895	
Ending Market Value	30,296,460	30,296,460	

Performance



	1 Month	Fiscal YTD	YTD	1 Year	3 Years	5 Years	10 Years	Since Inception	Inception Date
SRCF Total Fund	2.20	5.20	15.39	15.39	7.81	5.92	7.25	5.54	08/01/2006
Composite Benchmark	2.13	5.35	15.62	15.62	7.91	5.54	6.30	5.24	08/01/2006
Absolute Return 6.0%	0.49	2.96	6.00	6.00	6.00	6.00	6.00	6.00	08/01/2006
S&P 500 Total Return	3.02	10.92	31.49	31.49	15.27	11.70	13.56	9.44	08/01/2006
MSCI EAFE Net	3.25	7.01	22.01	22.01	9.56	5.67	5.50	3.61	08/01/2006
MSCI EM Net	7.46	7.09	18.42	18.42	11.57	5.61	3.68	5.40	08/01/2006
BC Gov/Cr Intm	0.13	1.75	6.80	6.80	3.24	2.57	3.05	3.82	08/01/2006